

# Patient survey report 2009



Mental health acute inpatient service users survey 2009  
Humber Mental Health Teaching NHS Trust

The mental health acute inpatient service users survey 2009 was coordinated by the mental health survey coordination centre at the National Centre for Social Research



# **National NHS patient survey programme**

## **Mental health acute inpatient service users survey 2009**

### **The Care Quality Commission**

#### **About the Care Quality Commission**

The Care Quality Commission is the independent regulator of health and adult social care services in England. We also protect the interests of people detained under the Mental Health Act.

Whether services are provided by the NHS, local authorities, private companies or voluntary organisations, we make sure that people get better care. We do this by:

- Driving improvement across health and adult social care.
- Putting people first and championing their rights.
- Acting swiftly to remedy bad practice.
- Gathering and using knowledge and expertise, and working with others.

#### **The mental health acute inpatient service users survey 2009**

To improve the quality of services that the NHS delivers, it is important to understand what patients think about their care and treatment. One way of doing this is by asking patients who have recently used their local health services to tell us about their experiences.

This report provides the results of the first survey of mental health acute inpatient services in NHS trusts in England (including combined mental health and social care trusts and primary care trusts). This report shows how each trust scored for each question in the survey, in comparison with national benchmark results. It should be used to understand the trust's performance, and to identify areas for improvement.

Also available on our website is a set of tables showing the national results for the survey, and a briefing note highlighting the key national findings. These documents were produced by the Mental Health Survey Co-ordination Centre at the National Centre for Social Research.

Previous surveys carried out in 2004, 2005, 2006, 2007 and 2008 focused on community mental health services. They are part of a wider programme of NHS patient surveys, which covers a range of topics including adult (non mental health) inpatient services, outpatient services and non emergency ambulance services (category 'C' calls). To find out more about our programme, please visit our website (see further information section).

#### **About the survey**

The survey of acute adult inpatient mental health services involved 64<sup>1</sup> NHS trusts providing mental health inpatient services. We received responses from more than 7,527 people who used services, a response rate of 28%. People were eligible for the survey if they were aged 16-65, had stayed on an acute ward or a psychiatric intensive care unit (PICU) for at least 48 hours between 1 July 2008 and 31 December 2008 and were not current inpatients at the time of the survey. Fieldwork for the survey took place between April and June 2009.

---

<sup>1</sup>Although 66 trusts took part in the survey, two trusts did not have enough respondents to enable inclusion in the publication.

## Interpreting the report

The benchmark scores are calculated by converting responses to particular questions into scores<sup>2</sup>. For each question in the survey, the individual responses were scored on a scale of 0 to 100. A score of 100 represents the best possible response. Therefore, the higher the score for each question, the better the trust is performing.

Please note: the scores are **not percentages**, so a score of 80 does not mean that 80% of people who have used services in the trust have had a particular experience (e.g. ticked 'Yes' to a particular question), it means that the trust has scored 80 out of a maximum of 100. A 'scored' questionnaire showing the scores assigned to each question is available on our website (see 'Further Information' section).

Please also note that it is not appropriate to score all questions within the questionnaire for benchmarking purposes. This is because not all of the questions assess the trusts in any way, or they may be 'filter questions' designed to filter out respondents to whom following questions do not apply. An example of such a question would be Q29 "During your stay in hospital, did you have talking therapy?".

The graphs included in this report display the scores for this trust, compared with national benchmarks. Each bar represents the range of results for each question across all trusts that took part in the survey. In the graphs, the bar is divided into three sections:

- The red section (left hand end) shows the scores for the 20% of trusts with the lowest scores.
- The green section (right hand end) shows the scores for the 20% of trusts with the highest scores.
- The orange section (middle section) represents the range of scores for the remaining 60% of trusts.

A white diamond represents the score for this trust. If the diamond is in the green section of the bar, for example, it means that the trust is among the top 20% of trusts in England for that question. The line on either side of the diamond shows the amount of uncertainty surrounding the trust's score, as a result of random fluctuation.

Since the score is based on a sample of inpatients in a trust rather than all inpatients, the score may not be exactly the same as if everyone had been surveyed and had responded. Therefore a confidence interval<sup>3</sup> is calculated as a measure of how accurate the score is. We can be 95% certain that if everyone in the trust had been surveyed, the 'true' score would fall within this interval.

---

<sup>2</sup>Trusts have differing profiles of patients. For example, one trust may have more male inpatients than another trust. This can potentially affect the results because people tend to answer questions in different ways, depending on certain characteristics. For example, older respondents tend to report more positive experiences than younger respondents, and women tend to report less positive experiences than do men. Because the mix of patients varies across trusts this could potentially lead to the results for a trust appearing better or worse than they would if they had a slightly different profile of patients. To account for this we 'standardise' the data. Results have been standardised by the age and sex of respondents to ensure that no trust will appear better or worse than another because of its respondent profile. This helps to ensure that each trust's age-sex profile reflects the national age-sex distribution (based on all of the respondents to the survey). It therefore enables results from trusts with different profiles of patients to be more accurately compared.

<sup>3</sup>A confidence interval is an upper and lower limit within which you have a stated level of confidence that the true mean (average) lies somewhere in that range. These are commonly quoted as 95% confidence intervals, which are constructed so that you can be 95% certain that the true mean lies between these limits. The width of the confidence interval gives some indication of how cautious we should be; a very wide interval may indicate that more data should be collected before any conclusions are made.

When considering how a trust performs, it is very important to consider the confidence interval surrounding the score. If a trust's average score is in one colour, but either of its confidence limits are shown as falling into another colour, this means that you should be more cautious about the trust's result because, if the survey was repeated with a different random sample of people, it is possible their average score would be in a different place and would therefore show as a different colour.

The white diamond (score) is not shown for questions answered by fewer than 30 people because the uncertainty around the result would be too great. When identifying trusts with the highest and lowest scores and thresholds, trusts with fewer than 30 respondents have not been included.

At the end of the report you will find the data used for the charts and background information about the patients that responded.

## Notes on specific questions

**Q28 and Q29:** The information collected by Q28 ("During your stay in hospital, did you ever want talking therapy?") and Q29 ("During your stay in hospital did you have talking therapy?") is presented together to show whether the provision of talking therapy met the requirements of the person using the services. The combined question is numbered in this report as Q29 and has been reworded to read: "During your stay in hospital, did the provision of talking therapies meet your requirements?".

**Q40 and Q41:** Information from Q41 ("What was the main reason for the delay [to discharge]?") has been used to score Q40 ("Once you were due to leave hospital, was your discharge delayed for any reason?") to show whether discharge from hospital was delayed by potentially avoidable reasons. The combined question is numbered in this report as Q40.

**Q45 and Q46:** Information collected from Q45 ("Have you been contacted by a member of the mental health team since you left the hospital?") has been used to score Q46 ("About how long after you left hospital were you contacted?") The combined question is numbered in this report as Q46.

**Q9 and Q14:** The results for Q9 (Were you able to get the specific diet that you needed from the hospital?) and Q14 (Did you receive the help you needed from hospital staff with organising your home situation?) are not shown in this report. This is because there were not enough trusts with sufficient number of respondents to enable this data to be presented.

For further details, please see the 'scored' questionnaire on our website, which shows the scores assigned to each question.

## Further information

Full details of the methodology of the survey:

<http://www.nhspatientsurveys.org.uk>

More information on the programme of NHS patient surveys is available on the patient survey section of the website at:

<http://www.cqc.org.uk/nationalfindings/surveys.cfm>

The 2009 survey of mental health acute inpatient services results, questionnaire and scoring can be found at:

<http://www.cqc.org.uk/PatientSurveyMentalHealth2009>

The results for the 2008 survey, which focused on community mental health services, can be found at:

<http://www.cqc.org.uk/usingcareservices/healthcare/patientsurveys.cfm>

More information on the 2008/2009 Annual Health Check is available on the Care Quality Commission's website:

<http://www.cqc.org.uk/ahc0809>

# Mental health acute inpatient service users survey 2009

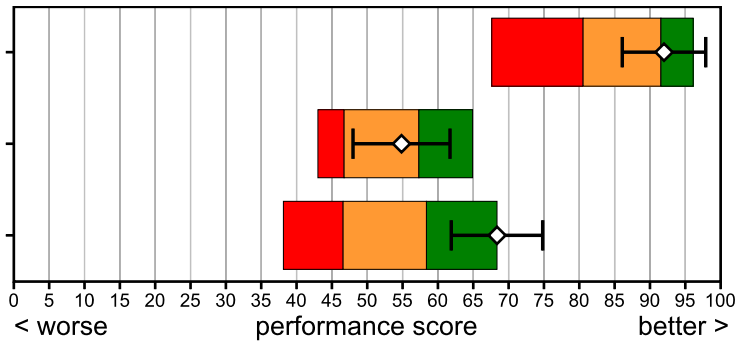
## Humber Mental Health Teaching NHS Trust

### Introduction to the ward

When you arrived on the ward, did staff make you feel welcome?

When you arrived on the ward, did you feel that the staff knew about you and any previous care you had received?

When you arrived on the ward, or soon afterwards, did a member of staff tell you about the daily routine of the ward, such as times of meals and visitors times?



### About the ward

During your most recent stay, did you ever share a sleeping area, for example a room or bay, with patients of the opposite sex?

During your most recent stay, were you ever bothered by noise at night from hospital staff?

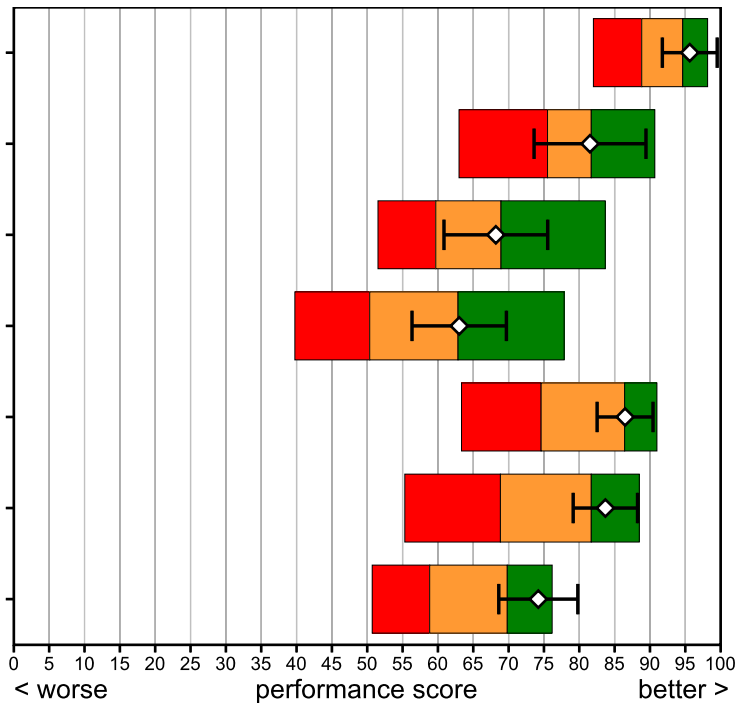
During your most recent stay did you feel safe?

How would you rate the hospital food?

In your opinion, how clean was the hospital room or ward that you were in?

How clean were the bathroom and toilets that you used in hospital?

Do you feel the hospital helped you to keep in touch with family or friends?



- Best performing 20% of trusts
- Intermediate 60% of trusts
- Worst performing 20% of trusts
- ◇ This trust (vertical lines show amount of uncertainty as a result of random fluctuation)

This trust's results are not shown if there were fewer than 30 respondents.

# Mental health acute inpatient service users survey 2009

## Humber Mental Health Teaching NHS Trust

### Hospital staff

Did the psychiatrist(s) listen carefully to you?

Were you given enough time to discuss your condition and treatment with the psychiatrist(s)?

Did you have confidence and trust in the psychiatrist?

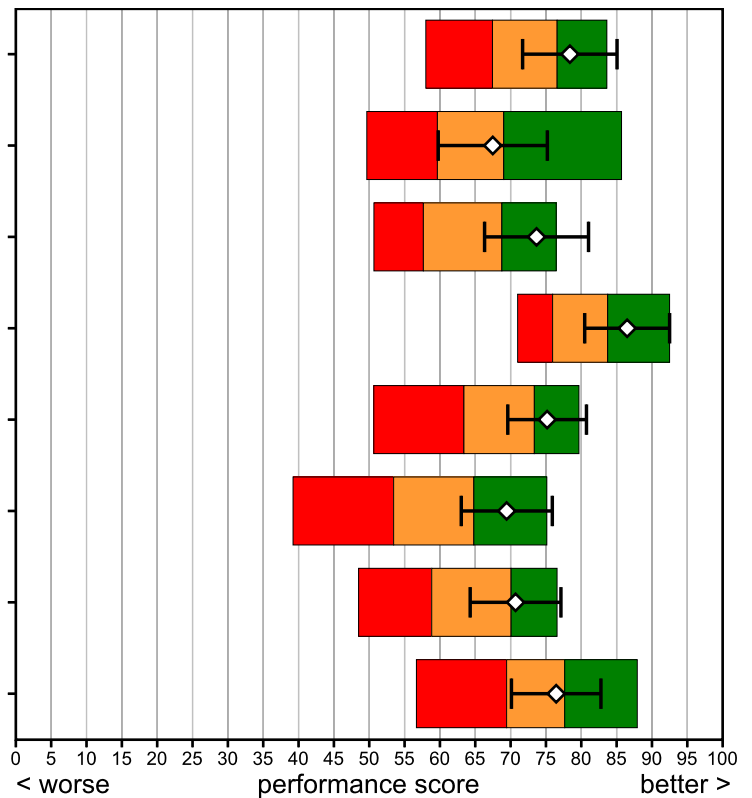
Did the psychiatrist(s) treat you with respect and dignity?

Did the nurses listen carefully to you?

Were you given enough time to discuss your condition and treatment with the nurses?

Did you have confidence and trust in the nurses?

Did the nurses treat you with respect and dignity?



<span style="color: green;">■</span> Best performing 20% of trusts	<span style="color: orange;">◇</span> This trust (vertical lines show amount of uncertainty as a result of random fluctuation)
<span style="color: orange;">■</span> Intermediate 60% of trusts	
<span style="color: red;">■</span> Worst performing 20% of trusts	
This trust's results are not shown if there were fewer than 30 respondents.	

# Mental health acute inpatient service users survey 2009

## Humber Mental Health Teaching NHS Trust

### Your care and treatment

Did the hospital staff explain the purpose of this medication in a way you could understand?

Did the hospital staff explain the possible side effects of this medication in a way you could understand?

Were you given enough privacy when discussing your condition or treatment with the hospital staff?

Were you involved as much as you wanted to be in decisions about your care and treatment?

During your stay in hospital, did the provision of talking therapies meet your requirements?

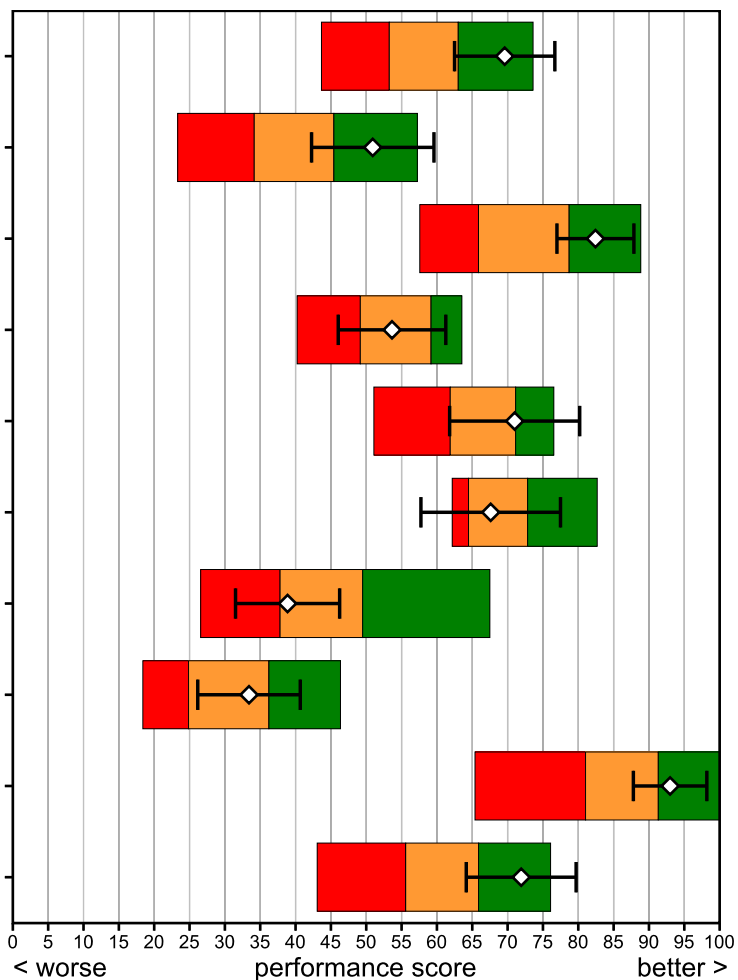
If you had talking therapy during your stay in hospital, did you find it helpful?

During your most recent stay, were there enough activities available during the day on weekdays?

During your most recent stay, were there enough activities available during evenings and/or weekends?

During your most recent stay, did you have any medical tests about your physical health?

During your most recent stay, do you feel that enough care was taken of any physical health problems you had?

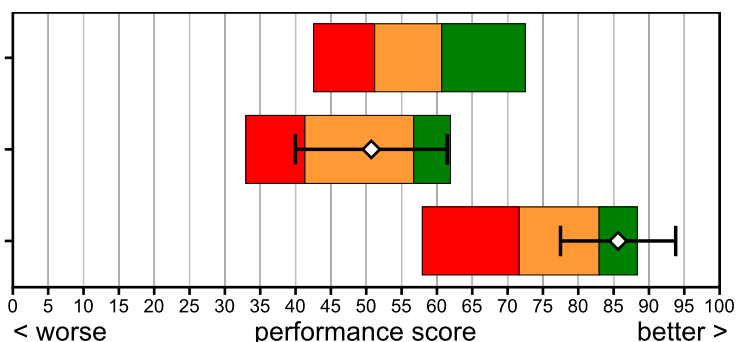


### Your rights

When you were detained (sectioned), or soon after, were your rights explained to you in a way that you could understand?

During your most recent stay, were you made aware of how you could make a complaint if you had one?

During your most recent stay, do you feel that you were treated unfairly for any reason?



- Best performing 20% of trusts
- Intermediate 60% of trusts
- Worst performing 20% of trusts

◇ This trust (vertical lines show amount of uncertainty as a result of random fluctuation)

This trust's results are not shown if there were fewer than 30 respondents.

# Mental health acute inpatient service users survey 2009

## Humber Mental Health Teaching NHS Trust

### Leaving Hospital

Do you think you were given enough notice of your discharge from hospital?

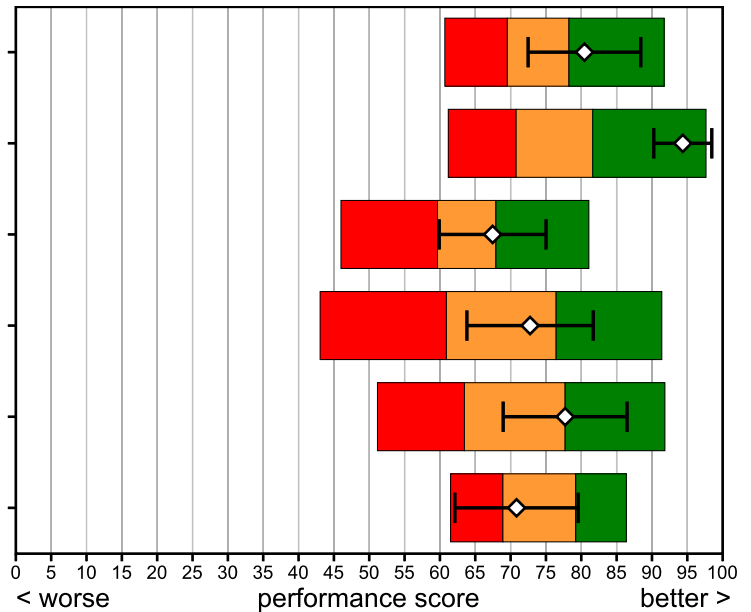
Once you were due to leave hospital, was your discharge delayed for any reason?

Did hospital staff take your family or home situation into account when planning your discharge from hospital?

Do you have the number of someone from your local NHS Mental Health Service that you can phone out of office hours?

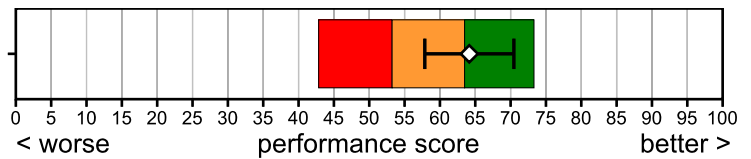
Before you left hospital, were you given information about how to get help in a crisis, or when urgent help is needed?

About how long after you left hospital were you contacted?



### Overall

Overall, how would you rate the care you received during your recent stay in hospital?



- Best performing 20% of trusts
- Intermediate 60% of trusts
- Worst performing 20% of trusts
- This trust (vertical lines show amount of uncertainty as a result of random fluctuation)

This trust's results are not shown if there were fewer than 30 respondents.

# Mental health acute inpatient service users survey 2009

## Humber Mental Health Teaching NHS Trust

	Scores for this NHS trust	95% Confidence Interval		Threshold for the lowest scoring 20% of NHS Trusts	Threshold for the highest scoring 20% of NHS Trusts	Highest score achieved (all trusts)	Number of respondents (this trust)	
		Lower	Upper					
<b>Introduction to the ward</b>								
Q1	When you arrived on the ward, did staff make you feel welcome?	92	86	98	81	92	96	98
Q2	When you arrived on the ward, did you feel that the staff knew about you and any previous care you had received?	55	48	62	47	57	65	98
Q3	When you arrived on the ward, or soon afterwards, did a member of staff tell you about the daily routine of the ward, such as times of meals and visitors times?	68	62	75	47	58	68	105
<b>About the ward</b>								
Q4	During your most recent stay, did you ever share a sleeping area, for example a room or bay, with patients of the opposite sex?	96	92	100	89	95	98	106
Q5	During your most recent stay, were you ever bothered by noise at night from hospital staff?	82	74	89	76	82	91	105
Q6	During your most recent stay did you feel safe?	68	61	76	60	69	84	106
Q7	How would you rate the hospital food?	63	56	70	50	63	78	106
Q10	In your opinion, how clean was the hospital room or ward that you were in?	86	83	90	75	86	91	107
Q11	How clean were the bathroom and toilets that you used in hospital?	84	79	88	69	82	88	106
Q12	Do you feel the hospital helped you to keep in touch with family or friends?	74	69	80	59	70	76	95
<b>Hospital staff</b>								
Q15	Did the psychiatrist(s) listen carefully to you?	78	72	85	67	77	84	92
Q16	Were you given enough time to discuss your condition and treatment with the psychiatrist(s)?	67	60	75	60	69	86	93
Q17	Did you have confidence and trust in the psychiatrist?	74	66	81	58	69	76	91
Q18	Did the psychiatrist(s) treat you with respect and dignity?	86	80	92	76	84	92	91
Q19	Did the nurses listen carefully to you?	75	70	81	63	73	80	104
Q20	Were you given enough time to discuss your condition and treatment with the nurses?	69	63	76	53	65	75	104
Q21	Did you have confidence and trust in the nurses?	71	64	77	59	70	77	104
Q22	Did the nurses treat you with respect and dignity?	76	70	83	69	78	88	102

## Mental health acute inpatient service users survey 2009

### Humber Mental Health Teaching NHS Trust

	Scores for this NHS trust	95% Confidence Interval		Threshold for the lowest scoring 20% of NHS Trusts	Threshold for the highest scoring 20% of NHS Trusts	Highest score achieved (all trusts)	Number of respondents (this trust)
		Lower	Upper				
<b>Your care and treatment</b>							
Q24 Did the hospital staff explain the purpose of this medication in a way you could understand?	70	62	77	53	63	74	94
Q25 Did the hospital staff explain the possible side effects of this medication in a way you could understand?	51	42	60	34	45	57	91
Q26 Were you given enough privacy when discussing your condition or treatment with the hospital staff?	82	77	88	66	79	89	102
Q27 Were you involved as much as you wanted to be in decisions about your care and treatment?	54	46	61	49	59	64	100
Q29 During your stay in hospital, did the provision of talking therapies meet your requirements?	71	62	80	62	71	77	99
Q30 If you had talking therapy during your stay in hospital, did you find it helpful?	68	58	77	64	73	83	38
Q31 During your most recent stay, were there enough activities available during the day on weekdays?	39	32	46	38	49	67	99
Q32 During your most recent stay, were there enough activities available during evenings and/or weekends?	33	26	41	25	36	46	101
Q33 During your most recent stay, did you have any medical tests about your physical health?	93	88	98	81	91	100	101
Q34 During your most recent stay, do you feel that enough care was taken of any physical health problems you had?	72	64	80	56	66	76	77
<b>Your rights</b>							
Q36 When you were detained (sectioned), or soon after, were your rights explained to you in a way that you could understand?	-	-	-	51	61	73	-
Q37 During your most recent stay, were you made aware of how you could make a complaint if you had one?	51	40	61	41	57	62	89
Q38 During your most recent stay, do you feel that you were treated unfairly for any reason?	86	77	94	72	83	88	82

## Mental health acute inpatient service users survey 2009

### Humber Mental Health Teaching NHS Trust

	Scores for this NHS trust	95% Confidence Interval		Threshold for the lowest scoring 20% of NHS Trusts	Threshold for the highest scoring 20% of NHS Trusts	Highest score achieved (all trusts)	Number of respondents (this trust)
		Lower	Upper				
<b>Leaving Hospital</b>							
Q39 Do you think you were you given enough notice of your discharge from hospital?	80	72	88	70	78	92	101
Q40 Once you were due to leave hospital, was your discharge delayed for any reason?	94	90	98	71	82	98	102
Q42 Did hospital staff take your family or home situation into account when planning your discharge from hospital?	67	60	75	60	68	81	99
Q43 Do you have the number of someone from your local NHS Mental Health Service that you can phone out of office hours?	73	64	82	61	76	91	102
Q44 Before you left hospital, were you given information about how to get help in a crisis, or when urgent help is needed?	78	69	86	63	78	92	89
Q46 About how long after you left hospital were you contacted?	71	62	80	69	79	86	96
<b>Overall</b>							
Q47 Overall, how would you rate the care you received during your recent stay in hospital?	64	58	70	53	63	73	104

## Mental health acute inpatient service users survey 2009

### Humber Mental Health Teaching NHS Trust

#### Background information

<b>The sample</b>	<b>This trust</b>	<b>All trusts</b>
Number of respondents	107	7527
Response Rate (percentage)	37	28

<b>Demographic characteristics</b>	<b>This trust</b>	<b>All trusts</b>
Gender (percentage)	(%)	(%)
Male	50	45
Female	50	55
Age group (percentage)	(%)	(%)
Aged 35 and younger	20	26
Aged 36-50	50	43
Aged 51-65	31	31
Ethnic group (percentage)	(%)	(%)
White	93	87
Mixed	3	2
Asian or Asian British	3	4
Black or Black British	1	5
Chinese or other ethnic group	0	1